


BeOn

AUTOMOTIVE

Experimental automotive engineering




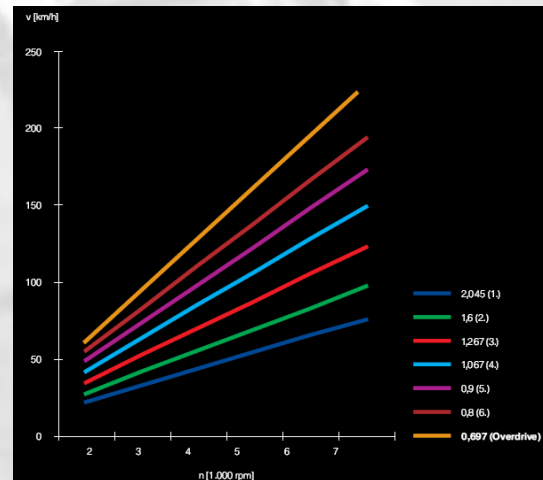
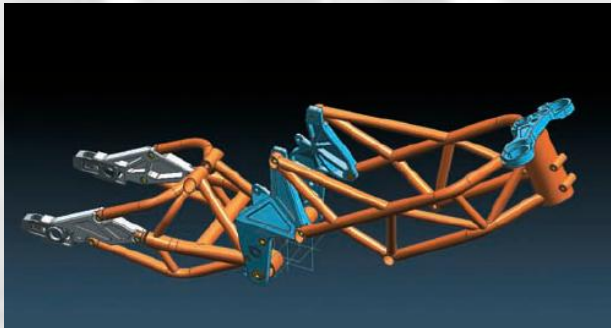
www.beonautomotive.es

BeOn experimentation ahead.

BeOn focus the success of his projects, from concept vehicle design phase to test onroad on:

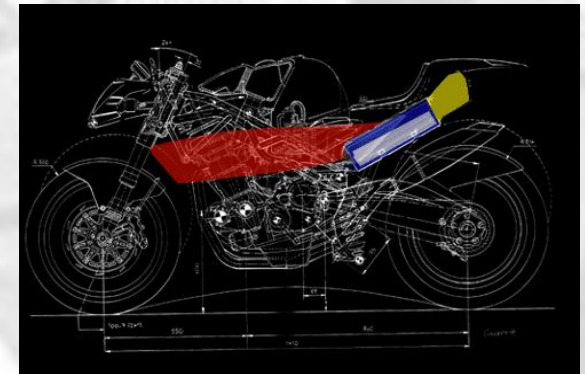
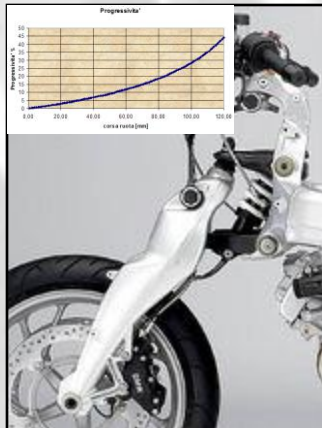
- Systems and components experimental analysis*
- Total vehicle test analysis*
- Research of behaviour onroad*
- Complementary analysis*

Systems and components experimental analysis
Frame, engine, suspensions, transmission, brakes and electric system.



Total vehicle test analysis:

- Dimensions, geometry, weight, capacity,...



Research of behaviour onroad:

- maxspeed, aceleration, horsepower, emisions, noises, vibration, consumption, lights

Adquisition data



Onroad testing




Dyno power tests



Complementary analysis

- Maintenance planings, warranty, prices, statistics of sales, owners statistics



LA PERIODICA DE MANTENIMIENTO		1 servicio des- pués de 1000 km	cada 4000 km o más 1 año	10 000 km o más 2 años				
90 5111ER DUAL 2006 Su vehículo llevará esta lista inspecciones de control durante y al final de su viaje								
Inspeccionar la junta de grifo de la zona desahogue de aceite de escape posterior								
Comprobar el exterior, la facilidad y posición de los cables, además de ajustar y lubricar								
Examinar el nivel de aceite en el depósito de presión del ambrosio hidráulico								
Controlar los frenos de disco, si es necesario sustituirlos, limpiar la caja del filtro de aire								
Comprobar el nivel de los faros								
Comprobar la función de la insulación eléctrica frente de calefacción, luces de freno, luces traseras, claxon, timbre, alarma, sistema de ventilación, cierre de puertas, interruptor del calefactor, espejo, mientras que el vehículo está bien asegurado								
Comprobar que los tornillos y las tuercas están bien apretados								
Comprobar el nivel de líquido de frenos, el nivel de líquido de dirección y los niveles de aceite								
Comprobar el nivel de los líquidos de freno								
Revisar el exterior y la estanqueidad de los tanques de freno								
Revisar el exterior y la estanqueidad de los tanques de freno								
Revisar el exterior y la estanqueidad de los tanques de freno								



BeOn

AUTOMOTIVE

450 GP project



450 GP PROJECT

BeOn Automotive launch the 450 GP project

- *The aim was to carry out a simple, economical transformation of an offroad 450cc motorcycle into a bike for enjoyment on the road*
- *Complete kit which is easy to assemble. The transformation of the MX-Onroad is always reversible.*
- *Three motorbike riding experiences: OFFROAD, SUPERMOTARD and MOTOGP*



450 GP PROJECT



This full performance kit consists of :

- 1. front and rear rims*
- 2. front and rear tyres*
- 3. full front suspension with clamp, steering axle and supports*
- 4. full front brake system with radial calliper*
- 5. performance shock absorber KIT*
- 6. handlebar system and footrest with shifters of gear box and brakes*
- 7. full bodywork fairing kit (white gel coat finished) and supports: front and rear cover wheel fenders, front, down, seat and screen*
- 8. digital information display and data acquisition kit*
- 9. Chain and rear gear*
- 10. screws and the necessary accessories for kit assembly*
- 11. Instruction manual for correct assembly of the vehicle*

450 GP PROJECT



450 GP PROJECT

The Kit has been developed for the following 2008 motorbike models: Kawasaki KXF 450, KTM SXF 450, Yamaha YZF 450, Honda CRF 450, Suzuki RMZ 450:



450 GP PROJECT



Kit racing road use only

Racing competitions in 2009 are planned for these performance bikes in onroad national and international championships.

Commercialization of the kit is ready for December 2008. The target market is obviously international.

The estimated retail price is 4000€ + tax

*Visit our website: **www.beonautomotive.es** for further information."*

450 GP PROJECT

Thanks to:



BeOn

AUTOMOTIVE

READY FOR NEW PROJECTS



www.beonautomotive.es